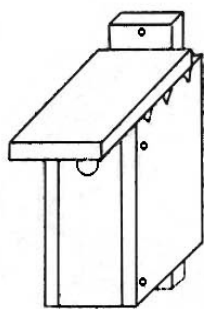
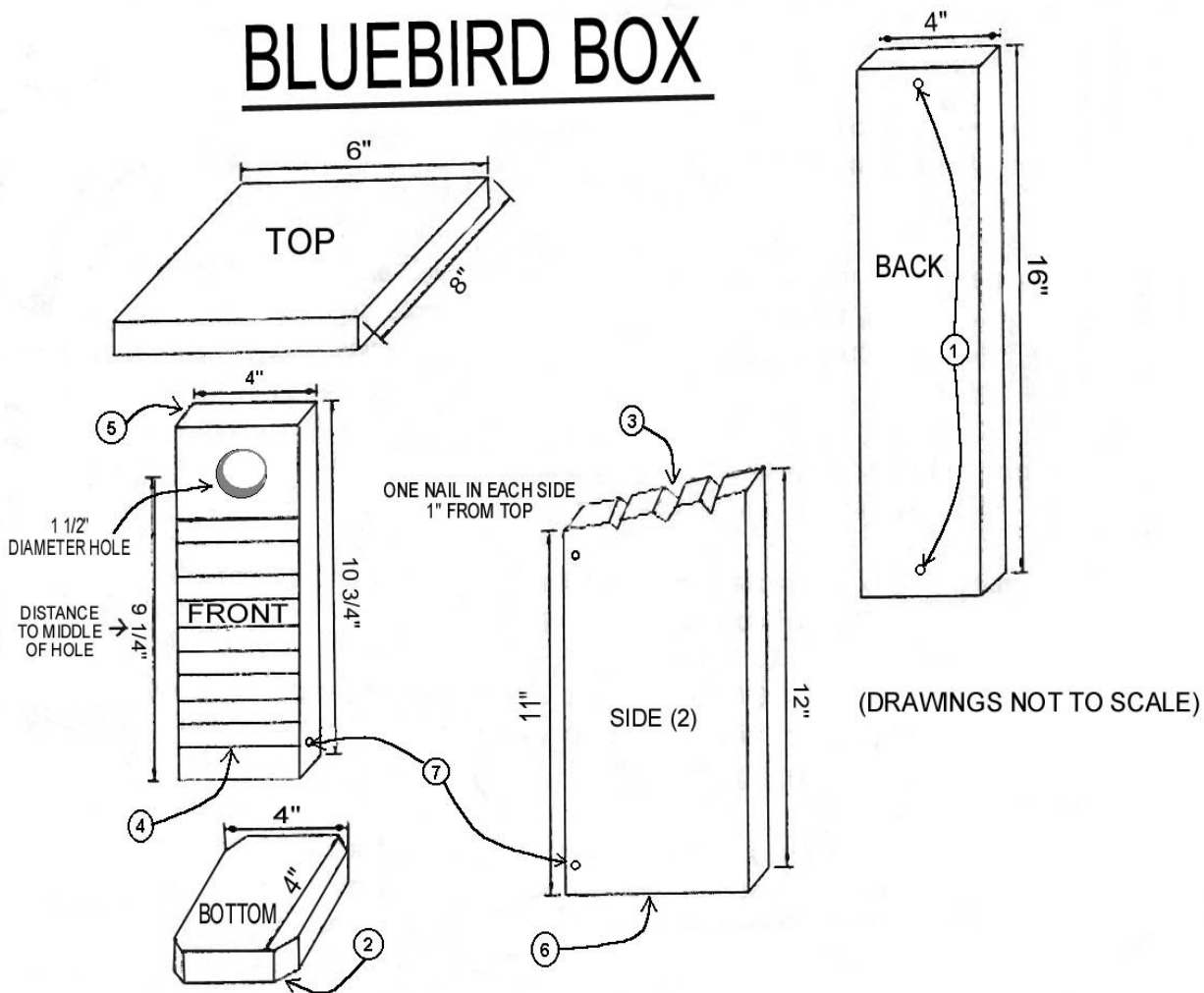
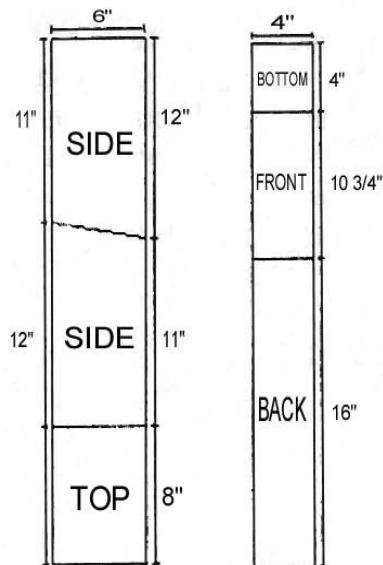


BLUEBIRD BOX



FINISHED BOX



CUTTING PATTERN

NOTES:

- 1--1/4" MOUNTING HOLES IN BACK
- 2--CUT CORNERS OFF BOTTOM FOR DRAINAGE
- 3--NOTCHES IN TOP OF SIDE FOR VENTILATION
- 4--GROOVES ON INSIDE OF FRONT FOR GRIPPING
- 5--1/4" SPACE BETWEEN FRONT AND TOP FOR VENTILATION
- 6--RECESS BOTTOM 1/4"
- 7--OVERSIZE HOLD IN ONE SIDE AND FRONT TO HOLD FRONT CLOSED WITH NAIL

USE FULL 1" THICK ROUGH LUMBER--
AVAILABLE FROM SAWMILLS

(FOR 3/4" THICK LUMBER OR PLYWOOD,
REDUCE WIDTH OF SIDES BY 1/2")

BLUEBIRD HOUSE INSTRUCTIONS

To increase your chances of having bluebirds successfully use this bird house, a few guidelines to follow are:

- Locate the box in as open a location as possible. Avoid area with a lot of vegetation, as this can attract House Wrens, a potential competitor for the house. If the grass below the house can be kept mowed, this will help also.

- Try to keep the house away from barns and other buildings, which will attract House Sparrows, another competitor.

- Mount the house on its own post or on a fence post, not on a tree. Again, bluebirds like the house to be in the open.

- The house should be 4-6 feet off the ground, ideally with the hole faced away from the prevailing wind, and faced toward a tree or bush 25-100 feet away for the fledglings' first flight.

- Tree Swallows will also compete for the house. The best solution is to put another house within 50 ft. Sometimes even having two houses back to back on the same post will work. Swallows may take one house and keep other swallows out of the other, leaving it for bluebirds.

- Bluebirds may nest 2 or 3 times in a season. After the young have left the nest, remove the old nest, as the birds prefer to begin with a clean house each time. Also, be sure to clean out the house in late winter, since mice and other mammals may nest in it through the winter. These houses open by removing the lower nail in the side and swinging up the front. The young birds can be checked every few days, although be careful as they become fully feathered that they do not fly out early.

GOOD LUCK!

Provided by:

Delaware-Otsego Audubon Society
PO Box 544
Oneonta, NY 13820
www.doas.us

